

**Wenatchee School District No. 246
Wenatchee, Washington
Minutes of November 6th, 2007
Regular Board Meeting**

Board

Kevin Gilbert, President
Jesús Hernández, Vice President
Karen Norlin
Laura Jaecks
Chuck Largent

Staff

Brian Fiones, Superintendent

REGULAR MEETING

Kevin Gilbert, opened the regular board meeting at the Central Office at 6:00 p.m., with the Pledge of Allegiance led by a high school student.

CONSENT AGENDA

Kevin Gilbert asked for a motion to approve the consent agenda. Chuck Largent made the motion, Jesús Hernández seconded it and the motion carried unanimously.

1) **MINUTES** of the October 23rdth, 2007 regular board meeting.

2) PERSONNEL REPORT:

PREPARED BY: Steve Cole, Assistant Superintendent of Human Resources
November 27th, 2007

3) VOUCHERS/PAYROLL

2006/07 VOUCHERS

DATE: November 06, 2007/ FUND	VOUCHER REGISTER #	AMOUNT TOTAL
2007-08 FUND		
General Fund:	20161-20161	\$ 9,000.00
Capital Projects		
ASB Fund:		

PAYROLL OCTOBER 31, 2007: \$4,617,392.48

4) CONTRACTS FOR APPROVAL:

Date	New or Renewal or Revision	Agency	Purpose	Amount	Effective Dates	Staff Person Responsible for Contract	Appv'd	PO
10/15/07	Revision	Wenatchee Valley College	Amendment to Wenatchee Valley College Gear Up Contract - Orchard Middle School	\$38500	9/18/06-8/31/08	Nancy Duffey	Yes	Yes
10/29/07	New	Chelan County P.U.D. No. 1	Easement for overhead utilities next to WHS	0	11/6/2007	Jon DeJong	Yes	No
10/08/07	Renewal	Higher Education Coordinating Board	Gear-UP Cohort (2nd year of 5 years) Marcia Fall, Coordinator	\$70,000	9/07-8/08	Nancy Duffey / Kory Kalahar	Yes	Yes
10/31/07	Renewal	Wenatchee Valley College	Tech Prep Articulation agreement for WHS Business Accounting III & IV	NA	2007-09 School Years	Susan Sears / Maggie Bailey	Yes	No
10/31/07	New	Food Services of America	Avasoft Ice Cream products for WHS FBLA Espresso Station	\$2000	4/07-5/07	Charles Pugsley / Maggie Bailey	Yes	Yes
10/08/07	Renewal	Higher Ed. Co-ord. Board	Gear-UP Cohort (2nd year of 5 years) Marcia Fall, Coordinator	\$12,600	10-22-07	Brian Fiones	Yes	Yes

SURPLUS REPORT:

TO:	Board of Education
FROM:	Les Vandervort, Chief Financial Officer
DATE:	Nov. 6th, 2007
SUBJECT:	Declaration of Surplus

The Administration recommends that the items on the attached list be declared surplus and request authorization to dispose of them.

<u>BUILDING</u>	<u>QUANTITY</u>	<u>ITEM</u>	
Columbia Elementary	4	Boxes	Textbooks
	1	Box	Encyclopedias
Lewis & Clark Elementary	8	Each	Overhead Projectors
	1	Each	Kodak Slide Projector
	2	Each	Film Projectors
	1	Each	Viewlik Slide Projector
	20	Each	Chairs
	15	Each	Desks
	1	Each	Teacher Desk
	1	Each	Card/Book Display Cabinet
	1	Each	Black Rolling Chair
	4	Each	Maps
	2	Each	VCR
	2	Each	Blue Clam Shell w/Power Cord
	1	Each	Blue Imac
	1	Each	TV
	1	Each	Quasar VCR
	1	Each	Piano
	1	Each	Storage Cabinet
	1	Each	PVC Divider
	3	Each	Cork Boards
	1	Each	Blackboard
	2	Each	Globes
	1	Each	Record Player
	3	Boxes	Paper Trays
38	Boxes	Textbooks	
10	Boxes	Library Books	
4	Boxes	Encyclopedias	
Mission View Elementary	5	Each	Mac LC's
	3	Each	Overhead 413's
	3	Each	Overhead 3M's
	1	Each	Elmo HP-L3550
	1	Each	Projector VU-LYTE III
	2	Each	Power User Disk Drives
	1	Each	Quadra 610
	2	Each	Mac Color Monitors
	6	Boxes	Science Booklets
	2	Each	Magnavox TV's
	1	Each	Proxima Data Display
	1	Each	HP Laser Jet 4100
	3	Boxes	Computer Accessories
	1	Each	Image Writer II
	1	Each	HP Desk Writer
	6	Boxes	Textbooks
	3	Boxes	Library Books
	18	Each	Student Desks
	1	Each	Chalk Board
	1	Each	Ladder
	3	Each	Computer Desks
	1	Each	Wooden Desk
	1	Each	Plastic Storage Bin on Wheels
1	Each	Mailbox Cabinet	
1	Each	Pair - Volleyball Standards	
Sunnyslope Elementary	11	Each	IMac Computers
Washington Elementary	1	Each	Refrigerator
	1	Each	TV
Maintenance & Operations	2	Each	Gateway Computers
	1	Each	Keyboard
	1	Each	Wood Computer Stand
	1	Each	Punch Home Design Architectural Software
Technology Department	7	Each	Imation SuperDisk USB's
	1	Each	Plantronics Remote Headset
	1	Each	Palm Tungsten C
	1	Each	Palm Tungsten T
	4	Each	250 mb Zip Drives
	2	Each	100 mb Zip Drives
	1	Each	Palm Portable Keyboard
	1	Each	Palm Pilot
	1	Each	Windows NT Server
	3	Each	MS Office/Access

CITIZEN COMMENTS: None

WHS ASB REPORT:

The ASB President reported on the update of Open Campus:

- Attendance has been better than expected
- There's been a good response
- Students are respectful to rules and guidelines that have been set up

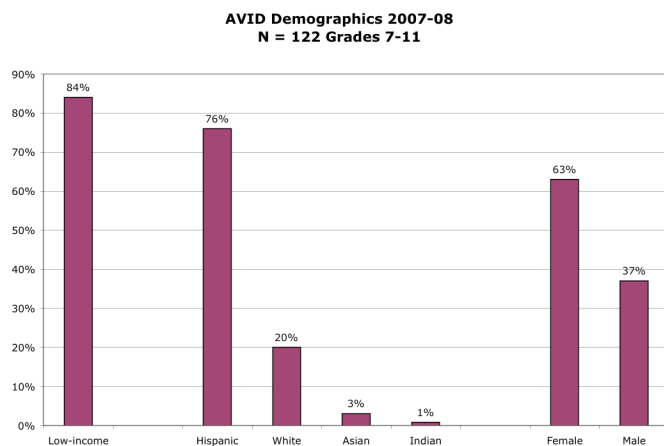
Handout on the RSVP Program (Raising Student Voice & Participation) was discussed covering Homeroom Representative Meetings, Proposed Schedule and Plan. Also they discussed the Summits that are coming up. The Open Campus Survey was shared with the board members. Discussion followed and the board thanked Abbie for all the hard work.

SPECIAL REPORTS/PRESENTATIONS:

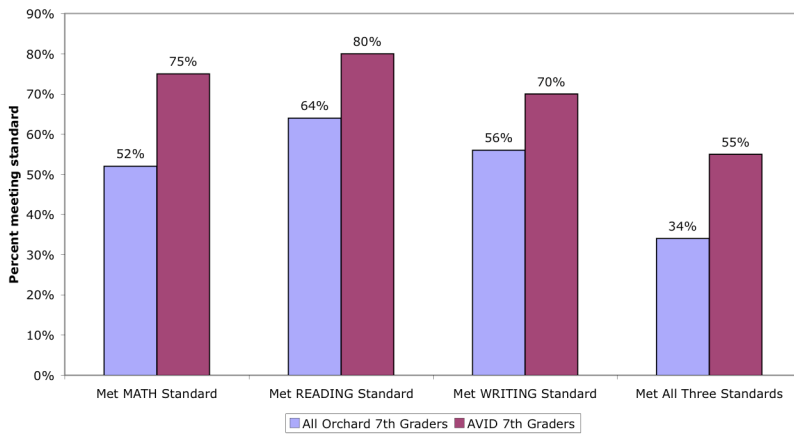
1) AVID: Coordinator, Terri Bawden presented an update on the AVID program to the Board. In her presentation, AVID teachers, Laurie Neal and Carolyn Griffin-Bugert assisted. Their presentations included the following:

- The demographics of the classroom and core methodologies
- Impressive test results.
- A sample week in AVID Mon.-Fri., including electives
- The curriculum and field trips to colleges and universities
- The budget and future funding challenges
- They explained their philosophy in pushing the students in math and how they succeeded in the outcome test scores.
- Future growth of increasing program at two additional schools
- Our high school (32 students) positive results
- Terri Bawden explained the worst case scenario regarding funding.

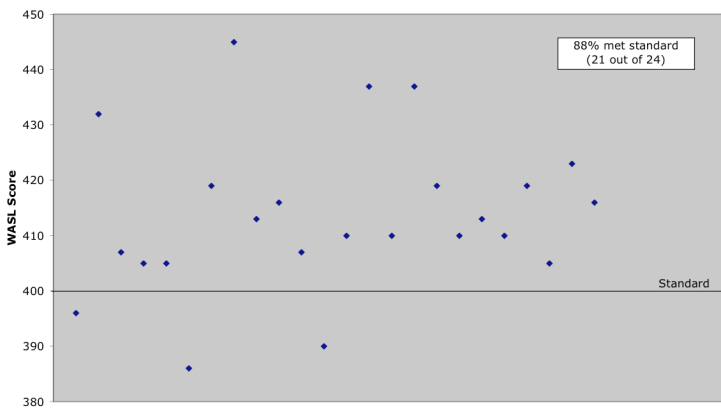
The board asked questions about student turnover in the program; schedule problems in math classes; how parent groups are kept informed and their involvement; intervention outcomes; successes for all cultural and social economic students. Much discussion continued on the positive results the AVID program has produced and impacted not only our students but also other districts in our state that are using the program. The following information was presented about the WSD AVID program.



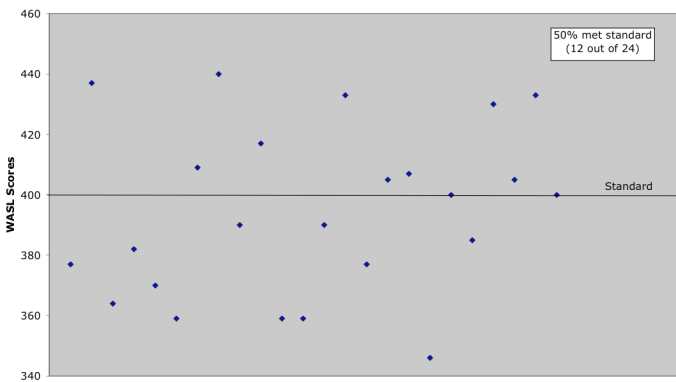
Comparison of WASL Scores
AVID 7th graders and All Orchard 7th graders
Spring 2007
 (Class of 2012)



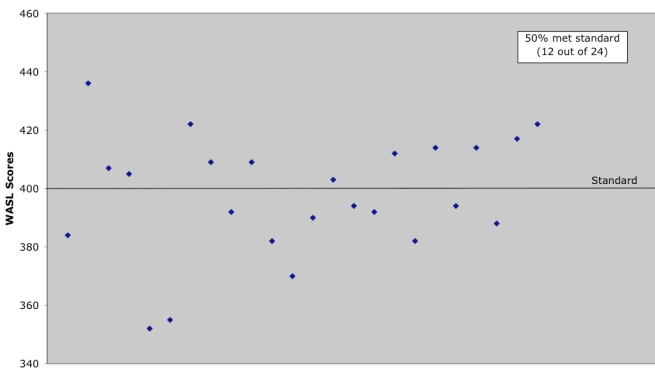
8th Grade AVID WASL Reading Scores
Spring 2007
 (Class 2011)



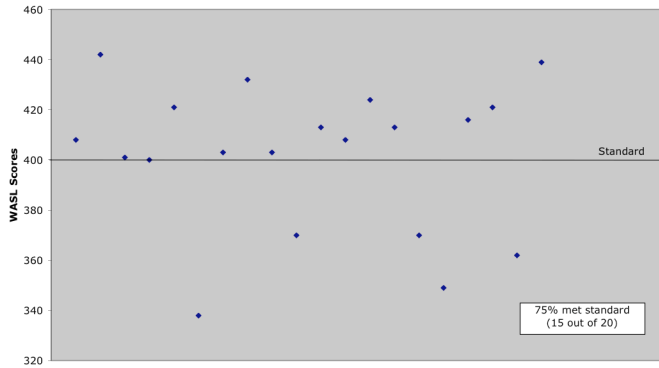
8th Grade AVID Math WASL Scores
Spring 2007
 (Class of 2011)



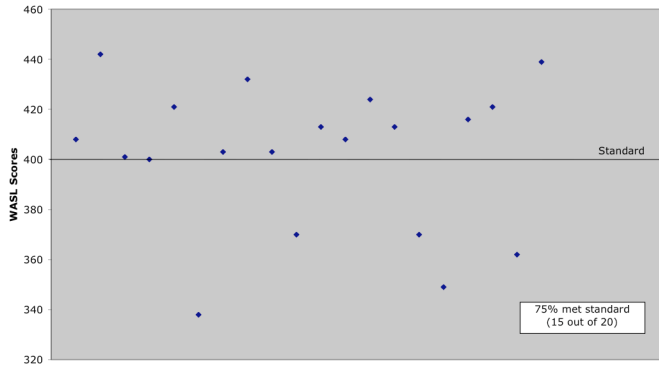
8th Grade AVID Science WASL Scores
Spring 2007
 (Class of 2011)



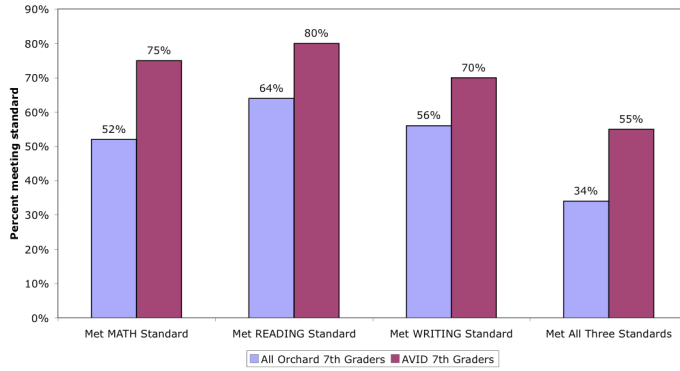
**7th Grade AVID WASL Math Scores
Spring 2007
(Class of 2012)**



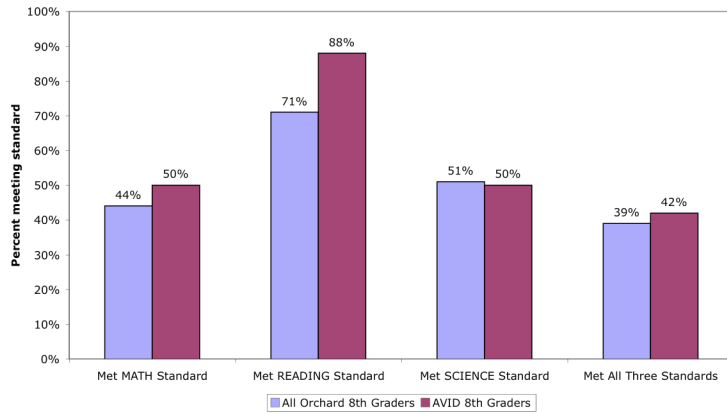
**7th Grade AVID WASL Math Scores
Spring 2007
(Class of 2012)**



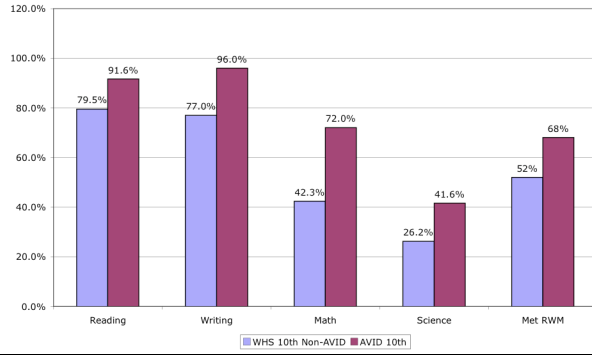
**Comparison of WASL Scores
AVID 7th graders and All Orchard 7th graders
Spring 2007
(Class of 2012)**



**Comparison of WASL Scores
AVID 8th graders vs. All Orchard 8th Graders
Spring 2007**



10th Grade AVID & WHS Pass Rate on 2007 WASL
N = 25



7th Grade class		
	Teacher salary	\$13,000
	Classroom Supplies	\$500
	Field trips	\$1,500
	Tutors	\$3,250
8th Grade class		
	Teacher salary	\$13,000
	Classroom supplies	\$500
	Field trips	\$1,500
	Tutors	\$3,250
9th Grade class		
	Teacher salary	\$13,000
	Classroom supplies	\$500
	Field trips	\$1,500
	Tutors	\$3,250
10th grade class		
	Teacher salary	\$13,000
	Classroom supplies	\$500
	Field trips	\$3,000
	Tutors	\$3,250
11th grade class		
	Teacher salary	\$13,000
	Classroom supplies	\$500
	Field trips	\$3,000
	Tutors	\$3,250
12 grade class		
	Teacher salary	\$13,000
	Classroom supplies	\$500
	Field trips	\$3,000
	Tutors	\$3,250
	Field trips	\$1,500
	Tutors	\$3,250
10th grade class		
	Teacher salary	\$13,000
	Classroom supplies	\$500
	Field trips	\$3,000
	Tutors	\$3,250
11th grade class		
	Teacher salary	\$13,000
	Classroom supplies	\$500
	Field trips	\$3,000
	Tutors	\$3,250
12 grade class		
	Teacher salary	\$13,000
	Classroom supplies	\$500
	Field trips	\$3,000
	Tutors	\$3,250
Site Coordinators (2)		\$10,000
AVID License Fees (2)		\$6,000
Summer Institute (5-6 people)		\$10,000
Site Team meetings (2 sites)		\$4,000

District Coordination	\$34,000
Annual Program Cost	\$178,000
AVID Elective Teachers	\$78,000
Program Costs	\$100,000
WSD Total Cost	\$178,000

OMS & WHS Current Model	\$178,000
Add one middle school	\$56,500
Add another middle school	\$56,500
Add 4 high school sections	\$83,500
Extra first year costs	\$42,000
First Year Costs (add 2 schools)	\$333,000
Annual cost 14 sections	\$374,500

Add one middle school	First year costs	Annual costs
7th Grade class		
Teacher salary	\$13,000	\$13,000
Classroom Supplies	\$500	\$500
Field trips	\$1,500	\$1,500
Tutors	\$3,250	\$3,250
8th Grade class		
Teacher salary	\$13,000	\$13,000
Classroom supplies	\$500	\$500
Field trips	\$1,500	\$1,500
Tutors	\$3,250	\$3,250

Curriculum Library	\$4,000	
Site Coordinator	\$13,000	\$5,000
AVID License Fees	\$3,000	\$3,000
Summer Institute	\$16,000	\$10,000
Site Team meetings	\$2,000	\$2,000
New DD Training	\$6,000	
Annual Program Cost	\$80,500	\$56,500
AVID Elective Teachers	\$26,000	\$26,000
Program Costs	\$54,500	\$30,500
WSD Total Cost	\$80,500	\$56,500

Add high school sections	
(phased in over 4 years)	
9th Grade class	
Teacher salary	\$13,000
Classroom supplies	\$500
Field trips	\$1,500
Tutors	\$3,250
10th grade class	

Teacher salary	\$13,000
Classroom supplies	\$500
Field trips	\$3,000
Tutors	\$3,250
11th grade class	
Teacher salary	\$13,000
Classroom supplies	\$500
Field trips	\$3,000
Tutors	\$3,250
12 grade class	
Teacher salary	\$13,000
Classroom supplies	\$500
Field trips	\$3,000
Tutors	\$3,250
Summer Institute (3-4 people)	\$6,000
Annual Program Cost	\$83,500
AVID Elective Teachers	\$52,000
Program Costs	\$31,500
WSD Total Cost	\$83,500

2) 2006-07 End of Year Budget Report:

Chief Financial Officer Les Vandervort presented the following report:

Wenatchee School District No. 246

MEMORANDUM

To: Wenatchee School Board
Brian Fones, Superintendent

From: Les Vandervort, Chief Financial Officer

Date: October 31, 2007

Re: **August 2007** End of Year (2006-07) Budget Status Report

For each of the District's five funds, the budget status report shows the annual budget, the year-to-date revenues and expenditures, and the percent received/expended. The highlighted figure at the foot of each "Actual" column is the ending fund balance for that fund.

GENERAL FUND With **100%** of the fiscal year completed, Total **2006-07** General Fund revenues were **98%** (compared to 96.7% in 2005-06) and expenditures were **94.1%** (compared to 96.6% in 2005-06) of budgeted amounts.

Unreserved Ending Fund Balance of **\$3,736,827** is **5.74%** of **actual** expenditures.
Total Ending Fund Balance of **\$7,798,213** is **12.72%** of **actual** expenditures.

The district has restricted reserves for:

1. Program expenditures in 2007-08 for revenue actually received in 2006-07.
2. Uncompleted maintenance projects and completion of bond projects.
3. Facility improvements for class size issues.

Fund Balance remains healthy for several reasons:

1. Grants continue to contribute allowable indirect costs.
2. M&O Levy provided an additional \$334,287.
3. Actual BEA enrollment exceeded budget by 122 student FTE's.
4. Collaborative effort between District, WenEA, and Classified staff to control expenditures.
5. Food Service program continues to operate profitably.
6. State increased I-728 dollars to \$450 per student FTE.

Wenatchee School District

End of Year Budget Status Report

August 2007

Challenges:

1. Alignment of curriculum, instruction, and assessment dollars to meet state and federal standards (NCLB / WASL).
2. Escalating health insurance and retirement costs for the district and staff.
3. Continuing demand for technology and information.
4. Facilities. reduced class sizes, space for specialists, disproportionate (between buildings) student populations, age of buildings.
5. Ongoing safety and security of students and staff.
6. Uncertain state and federal funding.
7. Forecasting enrollment.
8. Special Education. Although the Special Ed program is inadequately funded for the educational needs and other legally required services for sped students, costs continue to be reviewed for more predictability in the system.
9. Transportation. Escalating fuel costs and limited bus garage capacity.

Programs running a deficit include:

1. Special Education	(\$632,641)	(\$534,093 in 05-06; \$268,661 in 04-05)	Safety Net (\$145,227) has somewhat mitigated the impact of the costs of high need special ed students.
2. Enrichment	(\$336,227)	(\$312,529 in 05-06; \$290,300 in 04-05)	The district is committed to effective enrichment, Advanced Placement and AVID programs.
3. Child Care	(\$76,632)	(\$54,382 in 05-06; \$169,304 in 04-05)	Even though participation was up, labor costs increased more than expected.
4. Transportation	(\$391,981)	(\$417,948 in 05-06; \$338,111 in 04-05)	The one-week funding window to count ridership continues to be a difficult indicator of revenue.

Wenatchee School District

End of Year Budget Status Report

August 2007

CAPITAL PROJECTS FUND The ending fund balance of **\$189,141** is designated for ongoing district capital projects. The 2002 Bond projects are substantially complete.

DEBT SERVICE FUND The ending fund balance of **\$3,569,654** is for payment of bond principal and interest payments, which are due each December and June. Revenues consist primarily of property taxes, which are levied annually to provide adequate funds for the bond payments.
At August 31, 2007, voted bonds of \$30,480,000 were outstanding.

The 2004 bond debt service levy was \$5,800,000 or \$2.56 per thousand dollars of assessed valuation.

The 2005 bond debt service levy was \$5,800,000 or \$2.48 per thousand dollars of assessed valuation.

The 2006 bond debt service levy was \$5,800,000 or \$2.34 per thousand dollars of assessed valuation.

The 2007 bond debt service levy is \$6,000,000 or \$2.08 per thousand dollars of assessed valuation.

The 2008 bond debt service levy is estimated to be \$2,600,000 or \$.88 per thousand dollars of assessed valuation.

The 2004 M&O levy was \$7,600,000 or \$3.35 per thousand dollars of assessed valuation.

The 2005 M&O levy was \$8,208,000 or \$3.51 per thousand dollars of assessed valuation.

The 2006 M&O levy was \$8,536,000 or \$3.44 per thousand dollars of assessed valuation.

The 2007 M&O levy is \$8,878,000 or \$3.08 per thousand dollars of assessed valuation.

The 2008 M&O levy is estimated to be \$9,233,000 or \$3.14 per thousand dollars of assessed valuation.

TRANSPORTATION VEHICLE FUND The ending fund balance of **\$169,032** is available for the purchase of school buses.

The General Fund again transferred \$30,000 to the Transportation Vehicle Fund.

ASB FUND The Total Ending Fund Balance is **\$441,162**.

Additional Spreadsheets were included in the discussion and presentation.

3) FINANCE DEPARTMENT PERFORMANCE SCORECARD UPDATE:

Chief Financial Officer Les Vandervort presented the following report:

TARGET		02-03	03-04	04-05	05-06	06-07	07-08
5% +CO's +KSI's	Total Fund Balance as % of Expend	8.01%	10.48%	11.37%	10.66%	12.72%	10.00%
	(Cohort Average)	6.34%	6.40%	5.37%	5.75%		
5%	Unreserved Fund Balance	5.66%	6.02%	5.36%	5.43%	5.74%	5.00%
	(Cohort Average)						
INFO	Expenditures per student	7116.46	7360.40	7736.75	8306.65	8697.00	
	(Cohort Average)	7363.02	7516.36	7895.02	8097.55		
+/- 1% of cohort avg	Building Admin Percentage	5.90%	5.76%	5.77%	5.70%	5.92%	5.92%
	(Cohort Average)	5.45%	5.49%	5.55%	5.68%		
+/- 1% of cohort avg	Central Admin Percentage	6.69%	6.30%	6.67%	6.90%	6.80%	6.80%
	(Cohort Average)	7.03%	6.96%	6.84%	7.06%		
INFO	Non-Employee Related Costs	16.36%	16.78%	17.39%	18.30%	16.25%	
	(Cohort Average)	N/A	N/A	18.16%	17.24%		

INFO	Plant Operations	6.49%	8.21%	8.20%	9.40%	8.30%	
	(Cohort Average)	6.10%	8.33%	8.33%	8.32%		
+/- 1% of cohort avg	Teaching Support	8.05%	8.09%	8.50%	8.50%	8.50%	8.50%
	(Cohort Average)	8.36%	8.33%	8.49%	8.70%		
+/- 1% of cohort avg	Teaching	62.20%	62.95%	62.15%	60.90%	61.74%	61.74%
	(Cohort Average)	62.47%	62.31%	62.04%	61.05%		
+/- 1% of cohort avg	Total Teaching & Support	70.25%	71.04%	70.65%	69.40%	70.24%	70.24%
	(Cohort Average)	70.83%	70.64%	70.53%	69.75%		
< or = 2%	Utilities	2.24%	3.06%	2.02%	1.76%	1.78%	2.00%
	(Cohort Average)	2.36	2.29	2.28	2.23		
INFO	Transportation Exp per pupil	501.17	437.78	491.41	564.13		
	(Cohort Average)						
INFO	Home School Students	116	118	109	150	154	150
330 to 350	Choice into WSD - # of students	331	359	350	252	342	341
max 75	Choice out of WSD - # of kids	163	154	181	150	176	60
120 minimum	Valley Academy Choice In	110	118	111	104	100	122

After the board asked questions they thanked Mr. Vandervort for the report.

V. OLD BUSINESS: None

VI. NEW BUSINESS:

OUT OF STATE FIELD TRIPS: MS. Jodi Smith PRESENTED THE FOLLOWING:

To: Board of Directors
 From: Brian Fones
 Superintendent

Prepared

By: Jodi Smith
 Executive Director of Learning and Teaching

Re: Learning and Teaching

OUT-OF-STATE STUDENT FIELD TRIP APPROVAL

The following field trip request is presented to you for your approval:

Group Name: *WHS Technology Students Association*
Date of Trip: April 24-27, 2008
Purpose: Bridge Building Competition
Number of Students: 2
Location: Chicago
Cost: Vocational (Career and Technical Education)
Supervision: Doug Merrill

MOTION MADE: To approve the field trip as presented.

MOTION APPROVED: Seconded and passed unanimously.

PRESIDENTS REPORT:

- Kevin Gilbert reported a compliment he received on the district's re-cycling program.
- Laura Jaecks asked about the communication to the neighbors of the homes that were being demolished.
- Ms. Jaecks also complimented the district student art displayed at the district office.

SUPERINTENDENT'S REPORT:

- Mr. Fones reminded everyone about the WSSDA Conference.

- Mr. Fones suggested having a workshop and executive session on Nov. 19th. The board members agreed.

MEETING ADJOURNED: President Gilbert adjourned the meeting at 7:15 p.m.

President

Superintendent